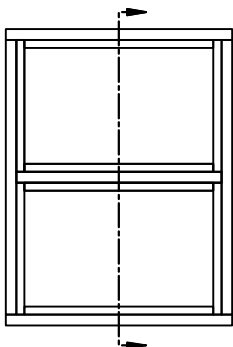
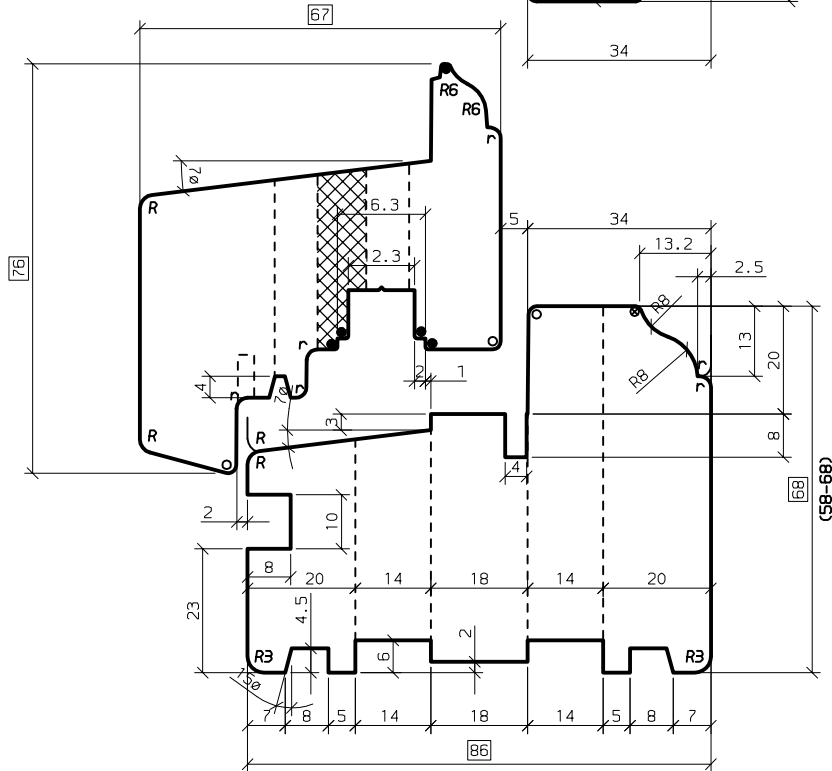
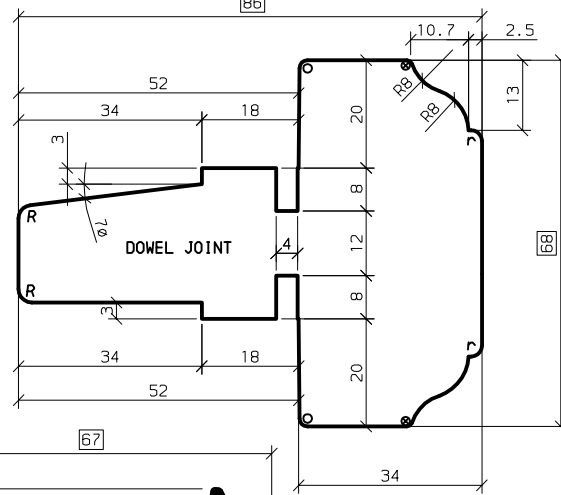
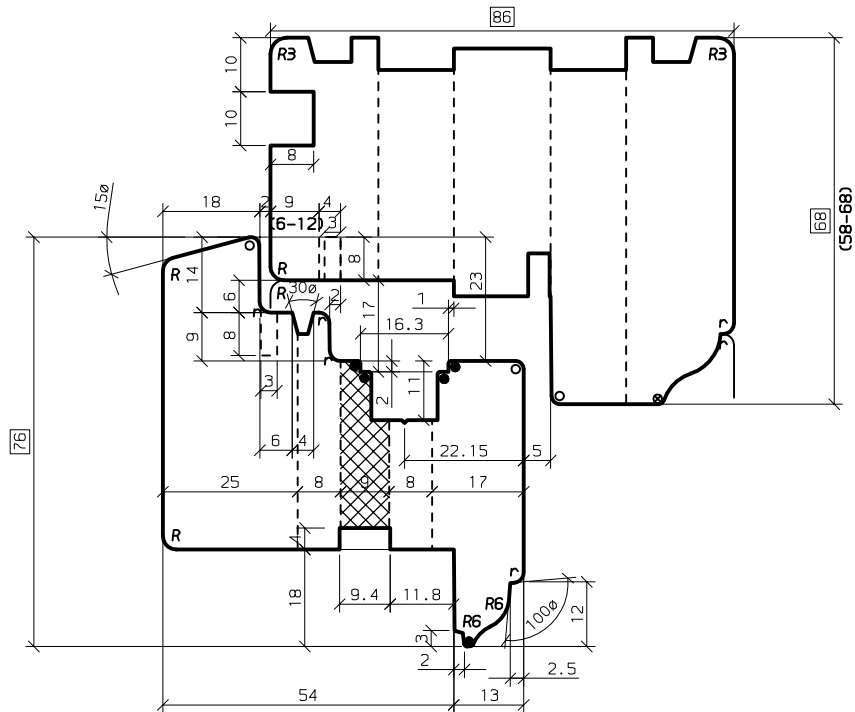


- ▣ = Schleifzugabe
- * = 0.5 mm
- = 0.5x45°
- X = 1 x45°
- ◻ = 1.5x45°
- ▽ = 2 x45°
- = R 0.5
- ⊙ = R 1
- = R 1.5
- ∩ = R 2
- ∩ = R 2.5



Ers. durch:	Ers. für:	Maßstab	Gez.	29.03.07	TSS
(HD 15.05.07 Lar	3 0751954 000 G	1:1	Gepr.	21.05.07	HAM
Aenderungen:	PROFIL KOR.	%			
	HIGH PERFORMANCE WINDOW OVERLAPPED SASH VERTICAL SECTION	K-Name: OERTLI-UK, CAREY GLASS			
		K-Nr.: 165 952			
		3 0751954 000 H			